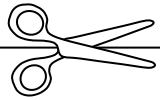
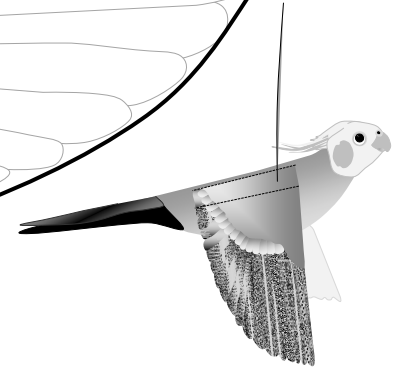



wings

fold



cut

Create your own cockatiel!

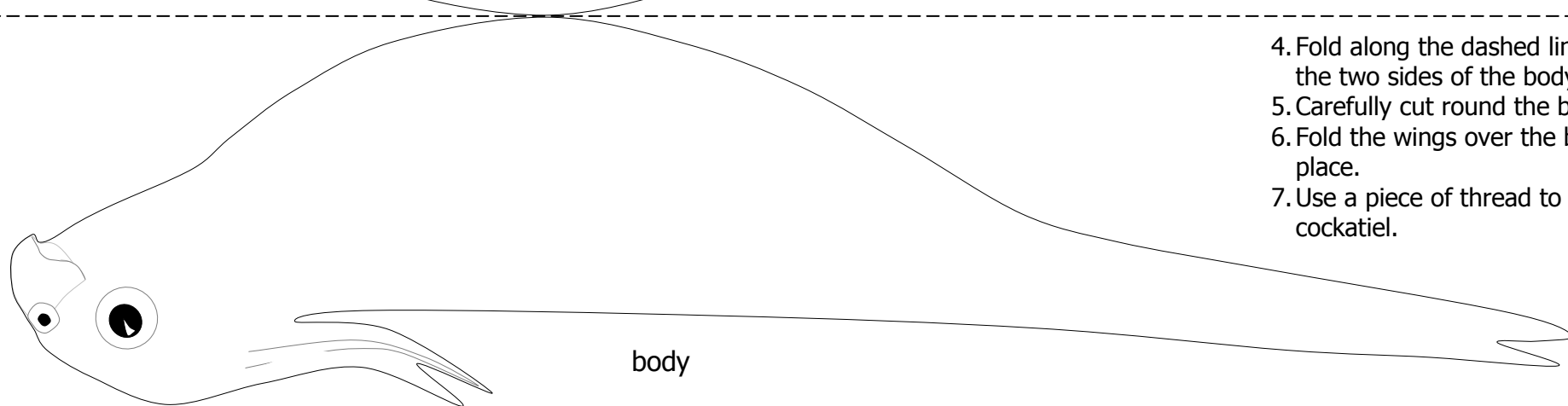


fold

You will need:

colouring crayons, scissors, glue and thread.

1. Cut along the solid line above.
2. Colour in the body and wings.
3. If you need help with the colours and patterns go to website gallery and check out the cockatiels there.
4. Fold along the dashed line above & glue the two sides of the body together.
5. Carefully cut round the body and wings.
6. Fold the wings over the body & glue in to place.
7. Use a piece of thread to hang up your cockatiel.



body